

Dealer: GORMAN

Approved By:

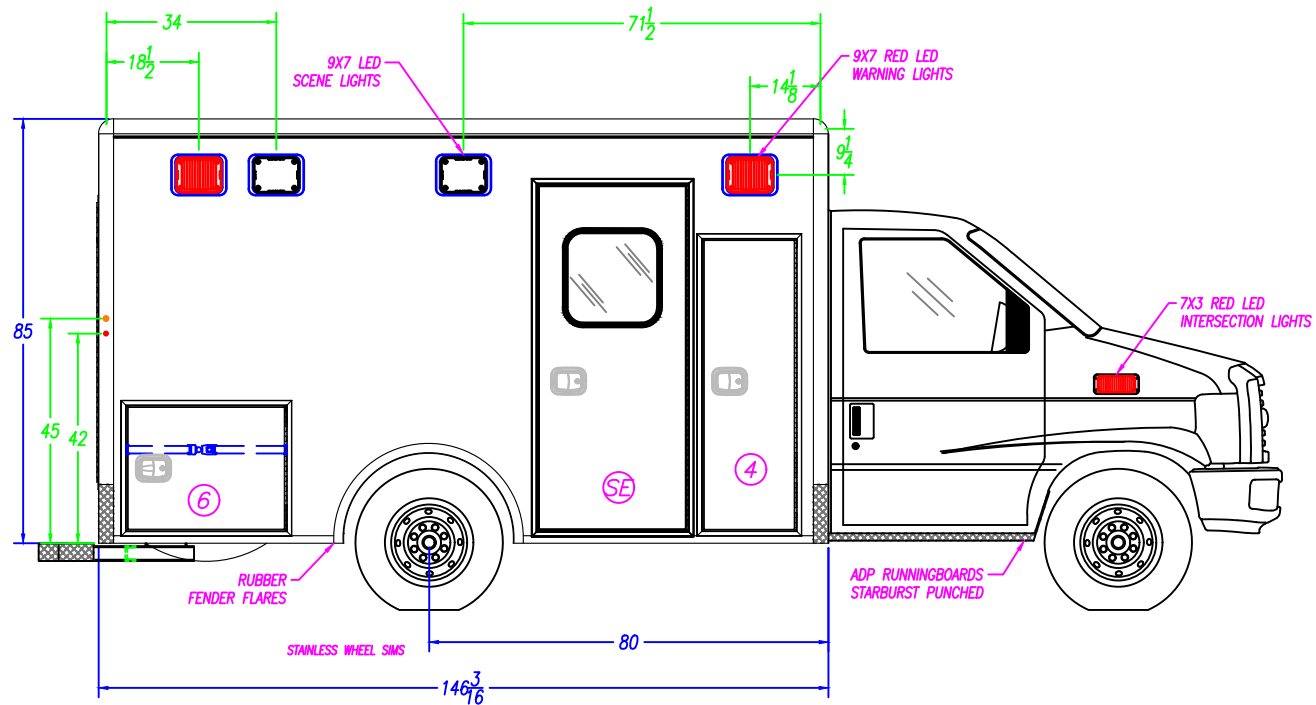
Date:

Customer: DEMO

23-91347

Sheet
A

ALL COMPARTMENT & ENTRY DOORS TO HAVE POWER LOCKS, WIRE TO OEM
 ALL WARNING, SCENE, AND TAIL LIGHTS TO HAVE CHROME BEZELS
 ALL GREEN DIMENSIONS ARE TAKEN FROM EDGE OF WALL
 SURFACE PRIOR TO CORNER CAP BEING APPLIED



COMPARTMENT SIZES

NOTE: THE DIMENSIONS BELOW ARE OVERALL INTERIOR SIZES FOR EACH SPECIFIED COMPARTMENT TUB

COMPARTMENT & ENTRY DOORS

COMPARTMENT TUBS

NO.	COMPARTMENT TYPE	WIDTH	HEIGHT	DEPTH
4	ALS/BATTERY COMPARTMENT	19 3/8"	15 1/2"	18 1/4"
6	OPTIONAL SPARE TIRE COMPARTMENT	32 1/8"	25 1/8"	12"
-	---	---	---	---
-	---	---	---	---

NO.	PART NUMBER	NO.	PARTNUMBER
4	71-A10910	-	---
SE	71-116128	-	---
6	71-A10907	-	---

NO.	PART NUMBER	NO.	PARTNUMBER
4	41-101372	-	---
SE	41-101781	-	---
6	41-101226	-	---

COMPARTMENT / ENTRY DOOR SIZES

NO.	COMPARTMENT / ENTRY DOOR TYPE	WIDTH	HEIGHT
4	ALS/BATTERY COMPARTMENT DOOR	18"	58 1/8"
6	OPTIONAL SPARE TIRE COMPARTMENT DOOR	31 9/16"	24 3/8"
SE	SIDE ENTRY DOOR	29 3/4"	69 1/8"
-	---	---	---


FORD E-350 138" W.B.
 146" RP90-ES TYPE III

DESCRIPTION:
 CURB SIDE EXTERIOR

DRAWN BY: I. STANSBURY
 DATE CREATED: 4/19/2024
 SCALE: 5/16"=1'

REVISED BY:
 DATE REVISED:
 REVISION:

Note: Drawings are for reference only, measurements may vary from actual product.



MEDIX
 SPECIALTY VEHICLES, INC.

3008 MOBILE DRIVE
 ELKHART, IN 46514
 PH: 574-266-0911
 FAX: 574-266-6669

"LET US SHOW YOU THE MEDIX DIFFERENCE"
 WWW.MEDIXAMBULANCE.COM

Dealer: GORMAN

Approved By:

Date:

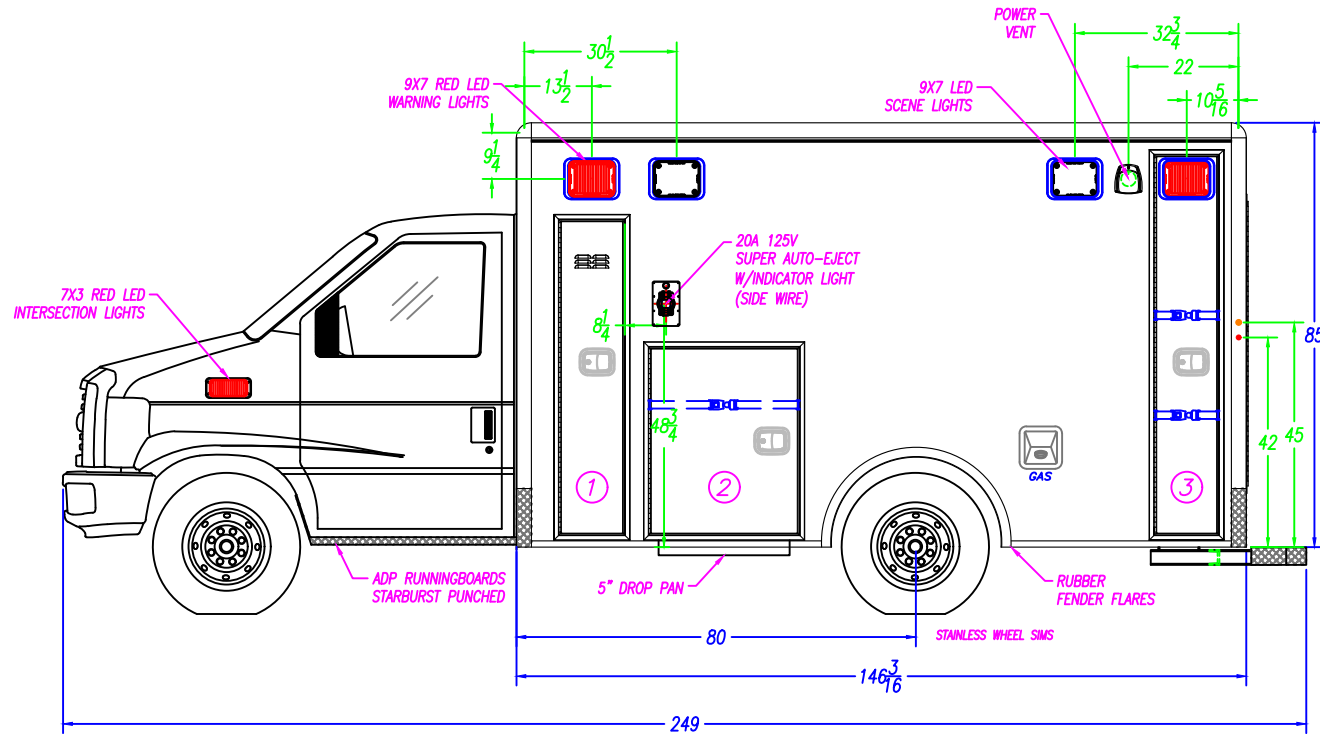
Customer: DEMO

23-91347

Sheet

B

ALL COMPARTMENT & ENTRY DOORS TO HAVE POWER LOCKS, WIRE TO OEM
 ALL WARNING, SCENE, AND TAIL LIGHTS TO HAVE CHROME BEZELS
 ALL GREEN DIMENSIONS ARE TAKEN FROM EDGE OF WALL
 SURFACE PRIOR TO CORNER CAP BEING APPLIED



COMPARTMENT SIZES				NOTE: THE DIMENSIONS BELOW ARE OVERALL INTERIOR SIZES FOR EACH SPECIFIED COMPARTMENT TUB				COMPARTMENT & ENTRY DOORS				COMPARTMENT TUBS			
NO.	COMPARTMENT TYPE	WIDTH	HEIGHT	DEPTH	NO.	PART NUMBER	NO.	PARTNUMBER	NO.	PART NUMBER	NO.	PARTNUMBER	NO.	PARTNUMBER	
1	O2 COMPARTMENT	13 7/8"	63 7/8"	13 1/2"	1	71-A10901	-	---	1	41-101222	-	---	1	41-101222	
2	MID STORAGE COMPARTMENT	30 7/8"	38 3/8"	13 1/2"	2	71-A10903	-	---	2	41-101227	-	---	2	41-101227	
3	BACKBOARD STORAGE COMPARTMENT	13 5/8"	76 7/8"	17 1/2"	3	71-A10904	-	---	3	41-103020	-	---	3	41-103020	

COMPARTMENT / ENTRY DOOR SIZES			
NO.	COMPARTMENT / ENTRY DOOR TYPE	WIDTH	HEIGHT
1	O2 COMPARTMENT DOOR	12 3/8"	62 5/8"
2	MID STORAGE COMPARTMENT DOOR	29 1/8"	37 3/8"
3	BACKBOARD STORAGE COMPARTMENT DOOR	12 3/8"	75 5/8"

FORD E-350 138" W.B. 146" RP90-ES TYPE III STREET SIDE EXTERIOR		
DRAWN BY: I. STANSBURY	DATE CREATED: 4/19/2024	SCALE: 5/16"=1'
REVISED BY:	DATE REVISED:	REVISION:
Note: Drawings are for reference only, measurements may vary from actual product.		

	3008 MOBILE DRIVE ELKHART, IN 46514 PH: 574-266-0911
	FAX: 574-266-6669 "LET US SHOW YOU THE MEDIX DIFFERENCE" WWW.MEDIXAMBULANCE.COM

Dealer: GORMAN

Approved By:

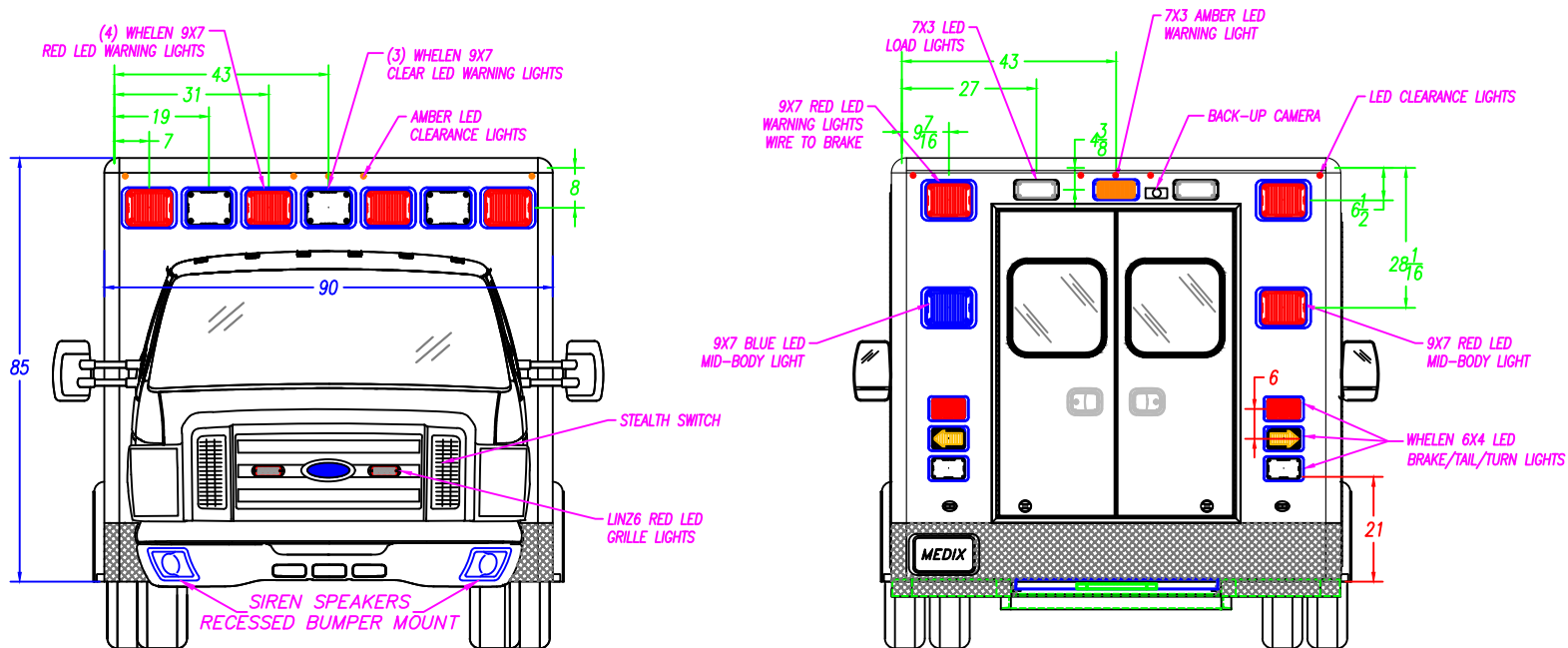
Date:

Customer: DEMO

23-91347

Sheet
C

ALL COMPARTMENT & ENTRY DOORS TO HAVE POWER LOCKS, WIRE TO OEM
ALL WARNING, SCENE, AND TAIL LIGHTS TO HAVE CHROME BEZELS
ALL GREEN DIMENSIONS ARE TAKEN FROM EDGE OF WALL
SURFACE PRIOR TO CORNER CAP BEING APPLIED



REAR ENTRY DOOR SIZES

NO.	WIDTH	HEIGHT	PART NUMBER
RE	50"	64 1/8"	71-116130
			-

FORD E-350 138" W.B.
146" RP90-ES TYPE III

DESCRIPTION: FRONT & REAR EXTERIOR		
DRAWN BY: I. STANSBURY	DATE CREATED: 4/19/2024	SCALE: 5/16"=1'
REVISED BY:	DATE REVISED:	REVISION:
Note: Drawings are for reference only, measurements may vary from actual product.		

MEDIX 3008 MOBILE DRIVE
ELKHART, IN 46514
PH: 574-266-0911
SPECIALTY VEHICLES, INC. FAX: 574-266-6669
"LET US SHOW YOU THE MEDIX DIFFERENCE"
WWW.MEDIXAMBULANCE.COM

Dealer: GORMAN

Approved By:

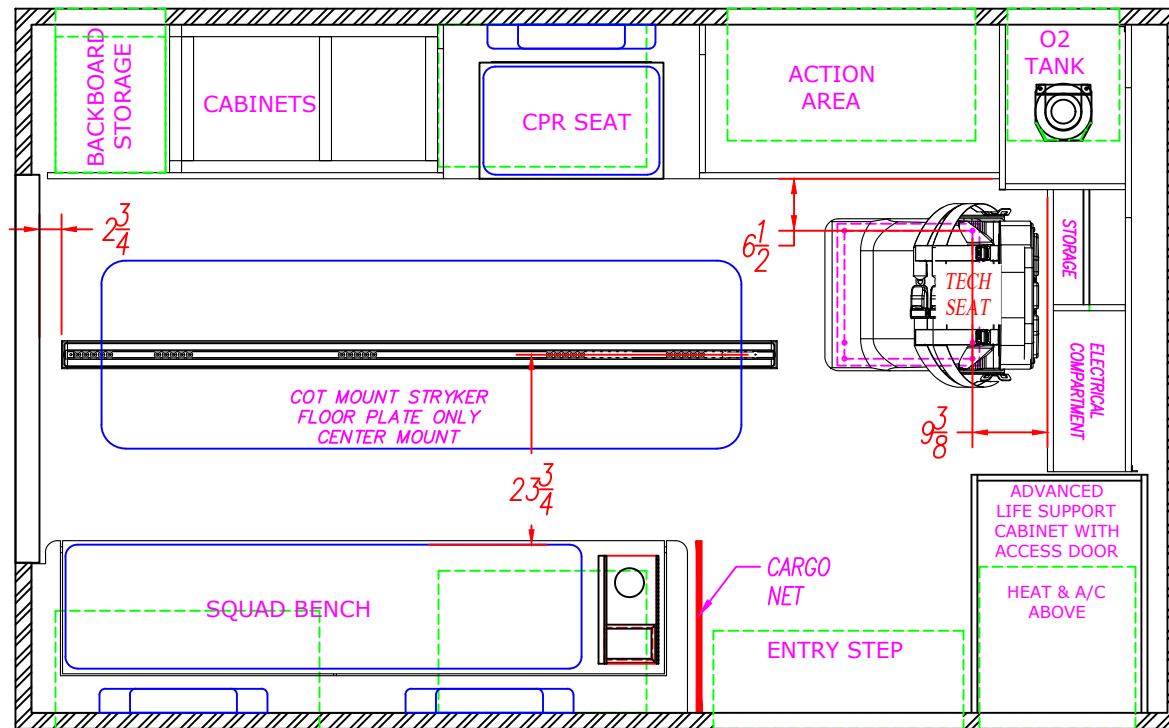
Date:

Customer: DEMO

23-91347

Sheet

D



FORD E-350 138" W.B.
146" RP90-ES TYPE III

DESCRIPTION:

PATIENT AREA PLAN-CPR

DRAWN BY:

I. STANSBURY

DATE CREATED:

4/19/2024

SCALE:

1/2"=1'

REVISED BY:

DATE REVISED:

REVISION:

Note: Drawings are for reference only, measurements may vary from actual product.



3008 MOBILE DRIVE
ELKHART, IN 46514
PH: 574-266-0911
FAX: 574-266-6669

"LET US SHOW YOU THE MEDIX DIFFERENCE"
WWW.MEDIXAMBULANCE.COM

Dealer: GORMAN

Approved By:

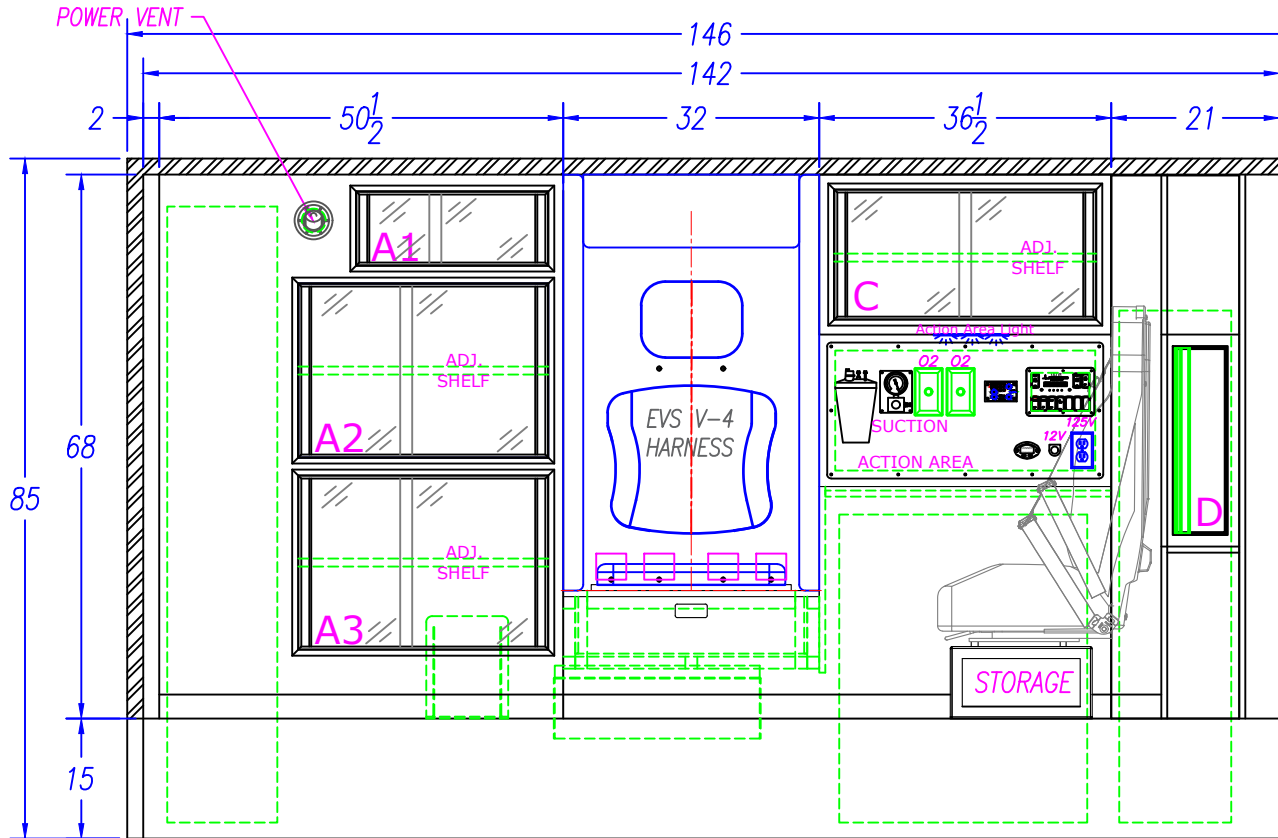
Date:

Customer: DEMO

23-91347

Sheet
E

TECNIQ CABINET LIGHTING IN CABINETS: A1-3, C



INTERIOR CABINET STORAGE

ITEM	HEIGHT	WIDTH	DEPTH	SPECIAL NOTE
A1	9 3/4"	24"	15"	
A2-3	21 3/4"	31 1/4"	15"	
C	16 1/4"	32 3/4"	15"	
D	21 1/4"	12"	16 1/4"	
E	21 1/4"	12"	16 1/4"	

FORD E-350 138" W.B.
146" RP90-ES TYPE III

STREET SIDE INTERIOR-CPR

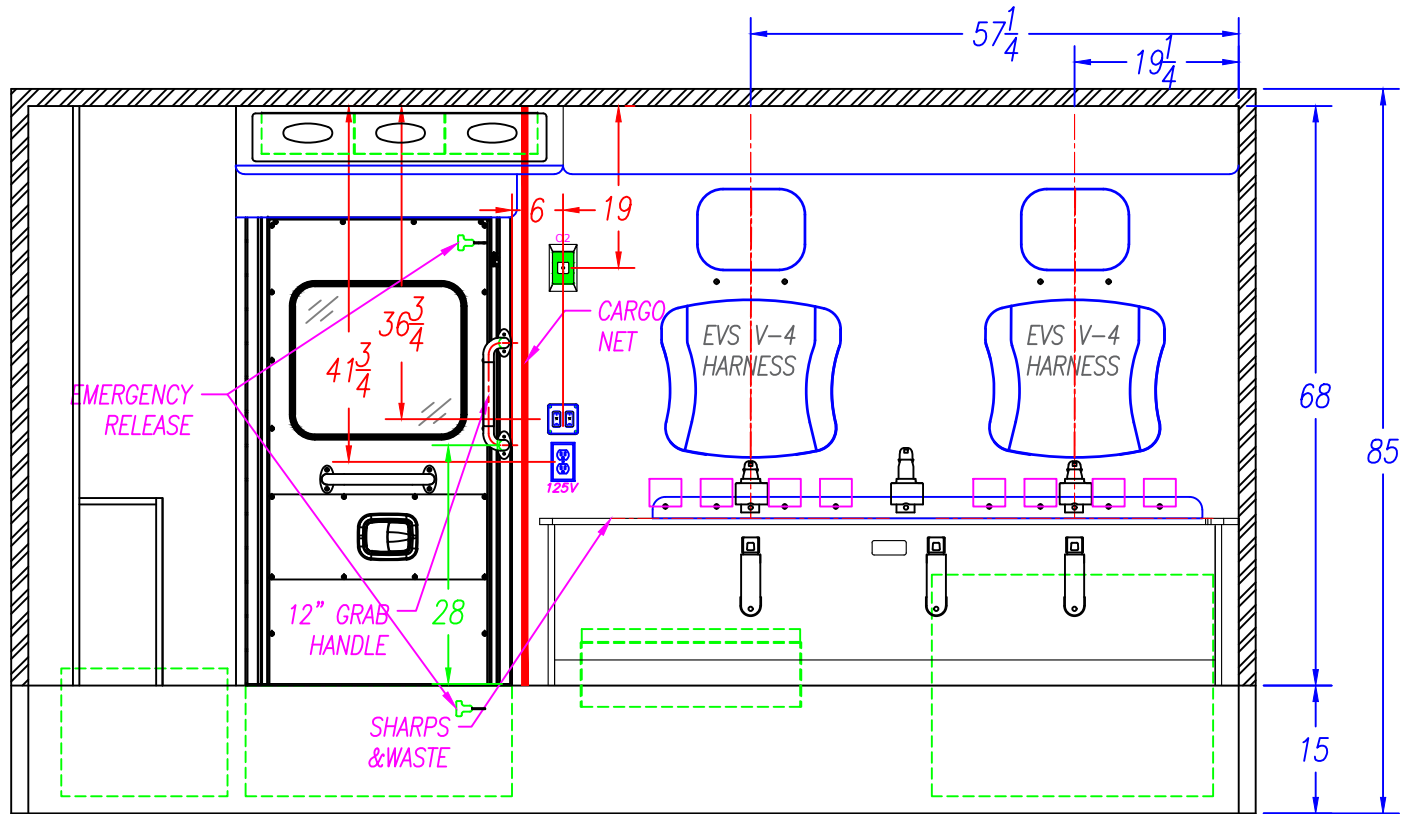
DESCRIPTION:		
DRAWN BY: I. STANSBURY	DATE CREATED: 4/19/2024	SCALE: 1/2"=1'
REVISED BY:	DATE REVISED:	REVISION:

Note: Drawings are for reference only, measurements may vary from actual product.



3008 MOBILE DRIVE
ELKHART, IN 46514
PH: 574-266-0911
FAX: 574-266-6669

"LET US SHOW YOU THE MEDIX DIFFERENCE"
WWW.MEDIXAMBULANCE.COM



4" SEATBELT PLATE LOCATION

WELD SHOP	30	INCHES	NOTE: THIS DIMENSION IS FROM THE BOTTOM OF THE WALL TO THE BOTTOM OF THE 4" PLATE.					
	CABINET SHOP	NOTE: THE HOLES FOR THE TOP SEATBELT BOLTS ARE 1 1/4" FROM THE TOP OF THE SQUAD BENCH TO THE CENTER OF THE SEATBELT BOLT. NOTE: THE HOLES FOR THE BOTTOM SEATBELT BOLTS ON THE SQUAD BENCH ARE 9 3/8" FROM THE TOP OF THE FLOOR TO THE CENTER OF THE BOLT.						
NOTE: READ THE DIMENSIONS FROM RIGHT TO LEFT AS VIEWED	THE LOCATION OF THE BOTTOM SEATBELT HOLES ARE FROM THE REAR OF THE SQUAD BENCH TO THE CENTER OF THE 1/2" HOLE	BOTTOM			57 1/4"	35 1/4"	19 1/4"	
	THE LOCATION OF THE TOP SEATBELT HOLES ARE FROM THE REAR WALL TO THE CENTER OF THE 1/2" HOLE	TOP			57 1/4"	39"	19 1/4"	

INTERIOR CABINET STORAGE				
ITEM	HEIGHT	WIDTH	DEPTH	SPECIAL NOTE
A				
B				
C				
D				
E				
F				

FORD E-350 138" W.B. 146" RP90-ES TYPE III		
DESCRIPTION: CURB SIDE INTERIOR		
DRAWN BY: I. STANSBURY	DATE CREATED: 4/19/2024	SCALE: 1/2"=1'
REVISED BY:	DATE REVISED:	REVISION:
Note: Drawings are for reference only, measurements may vary from actual product.		



**3008 MOBILE DRIVE
ELKHART, IN 46514
PH: 574-266-0911
SPECIALTY VEHICLES, INC. FAX: 574-266-6669**

"LET US SHOW YOU THE MEDIX DIFFERENCE"
WWW.MEDIXAMBULANCE.COM

Dealer: GORMAN

Approved By:

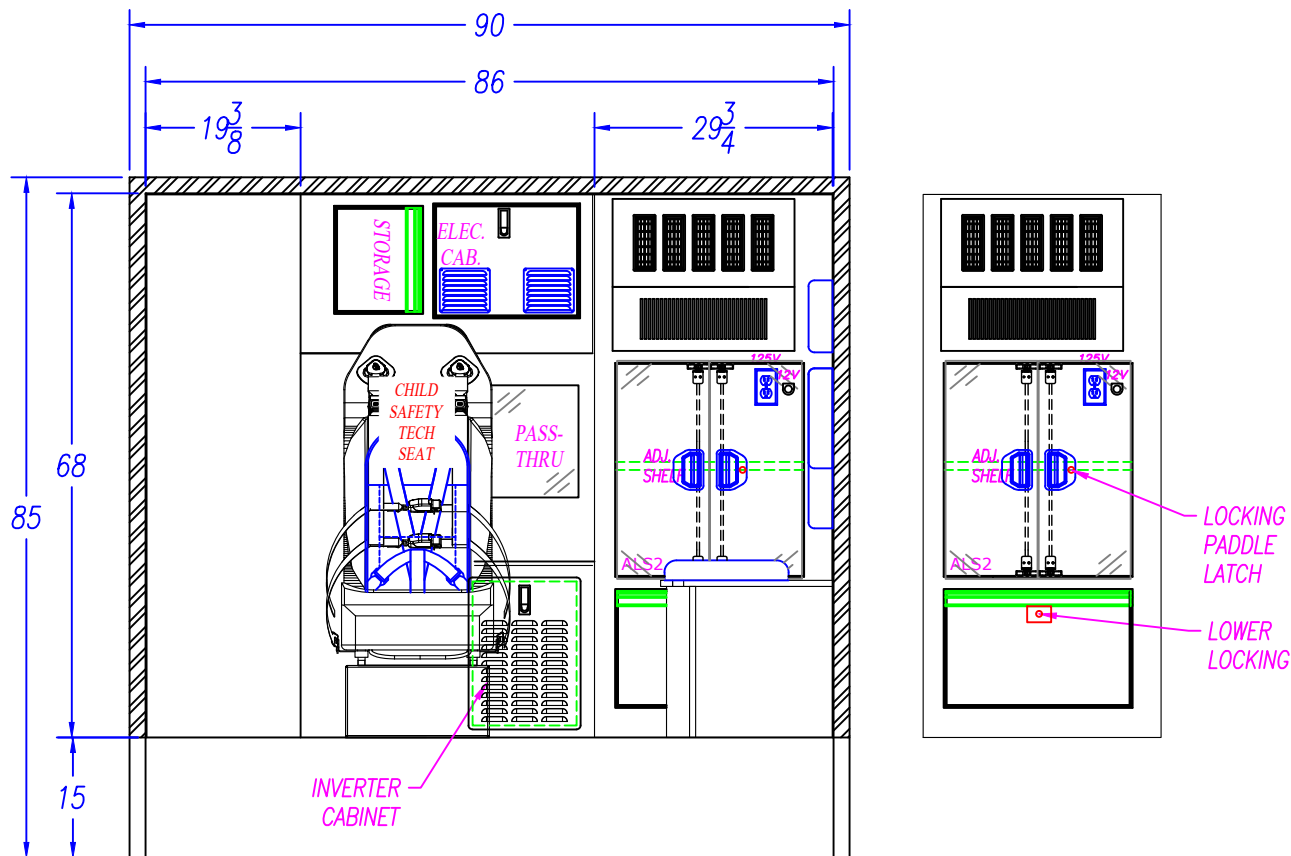
Date:

Customer: DEMO

23-91347

Sheet
G

TECNIQ CABINET LIGHTING IN ALS2



INTERIOR CABINET STORAGE

ITEM	HEIGHT	WIDTH	DEPTH	SPECIAL NOTE
ALS-1	14 3/4"	23 1/2"	20 1/2"	
ALS-2	26 1/8"	23 1/2"	20 1/2"	

FORD E-350 138" W.B.
146" RP90-ES TYPE III

FRONT ELEVATION

DESCRIPTION:		
DRAWN BY: I. STANSBURY	DATE CREATED: 4/19/2024	SCALE: 1/2"=1'
REVISED BY:	DATE REVISED:	REVISION:

Note: Drawings are for reference only, measurements may vary from actual product.



3008 MOBILE DRIVE
ELKHART, IN 46514
PH: 574-266-0911
FAX: 574-266-6669

"LET US SHOW YOU THE MEDIX DIFFERENCE"
WWW.MEDIXAMBULANCE.COM

Dealer: GORMAN

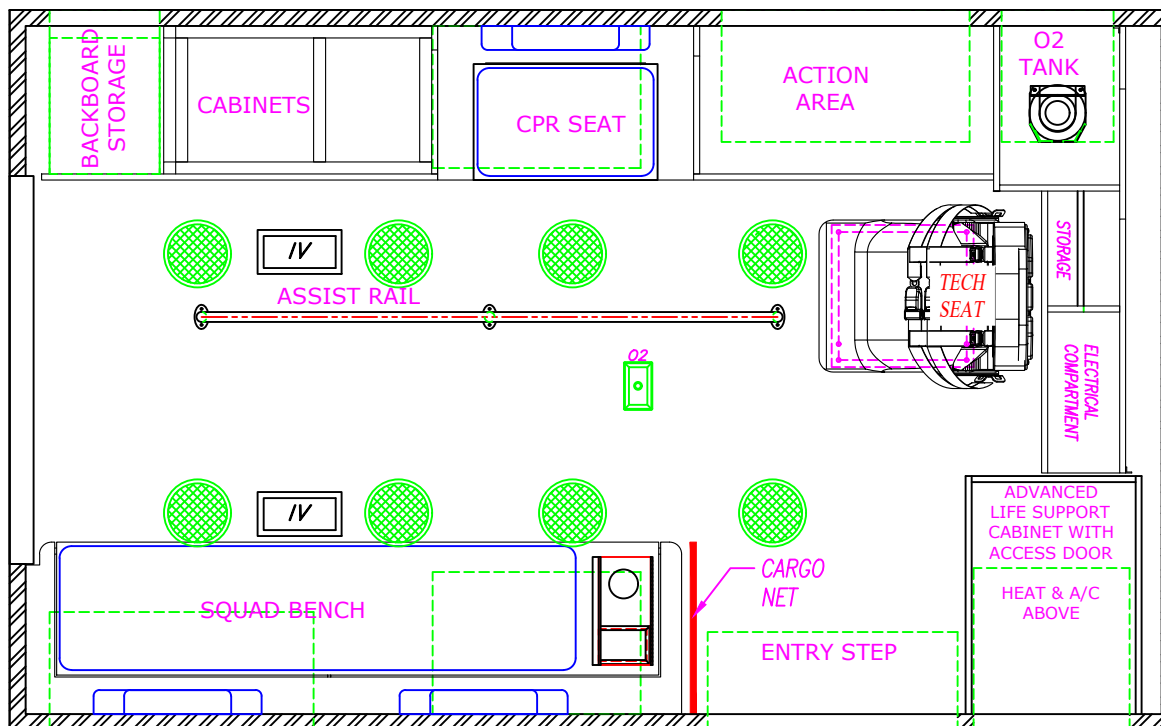
Approved By:

Date:

Customer: DEMO

23-91347

Sheet
H



FORD E-350 138" W.B.
146" RP90-ES TYPE III

CEILING LAYOUT-CPR

DESCRIPTION:

DRAWN BY:

I. STANSBURY

DATE CREATED:

4/19/2024

SCALE:

1/2"=1'

REVISED BY:

DATE REVISED:

REVISION:

Note: Drawings are for reference only, measurements may vary from actual product.



3008 MOBILE DRIVE
ELKHART, IN 46514
PH: 574-266-0911
FAX: 574-266-6669

"LET US SHOW YOU THE MEDIX DIFFERENCE"
WWW.MEDIXAMBULANCE.COM

Dealer: GORMAN

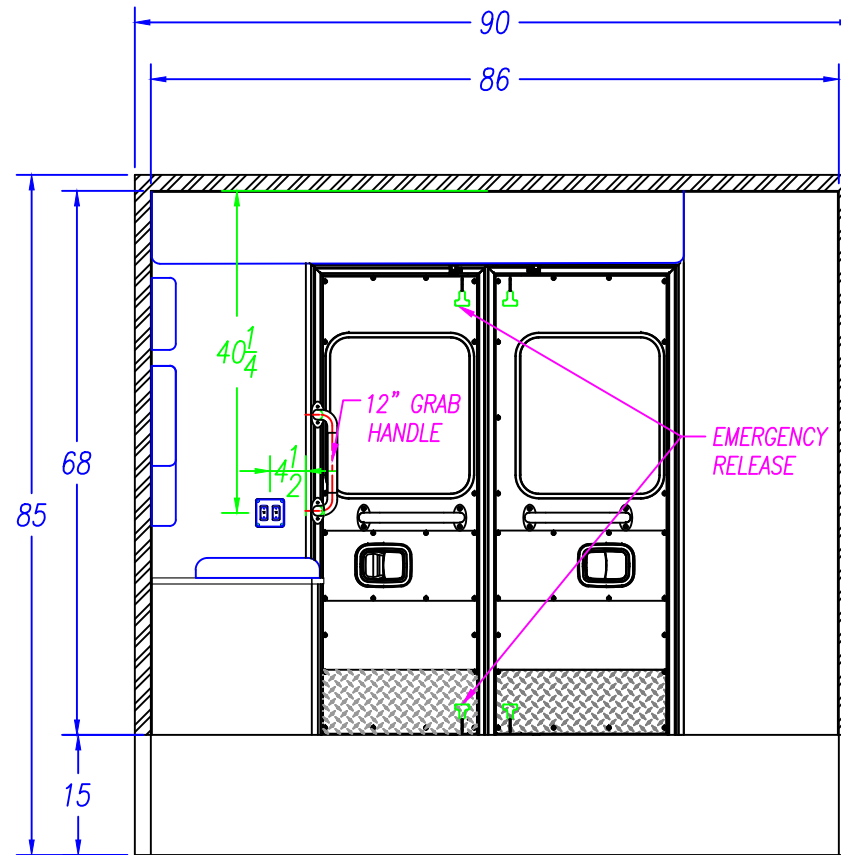
Approved By:

Date:

Customer: DEMO

23-91347

Sheet




FORD E-350 138" W.B.
146" RP90-ES TYPE III

REAR ELEVATION

DESCRIPTION:		
DRAWN BY: I. STANSBURY	DATE CREATED: 4/19/2024	SCALE: 1/2"=1'
REVISED BY:	DATE REVISED:	REVISION:

Note: Drawings are for reference only, measurements may vary from actual product.

 3008 MOBILE DRIVE
ELKHART, IN 46514
PH: 574-266-0911
FAX: 574-266-6669
SPECIALTY VEHICLES, INC.
"LET US SHOW YOU THE MEDIX DIFFERENCE"
WWW.MEDIXAMBULANCE.COM

Dealer: GORMAN

Approved By:

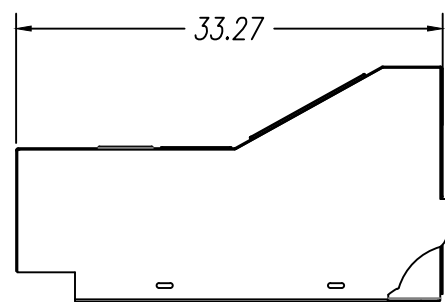
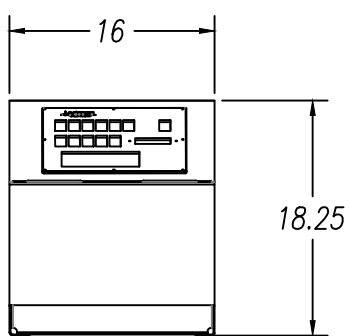
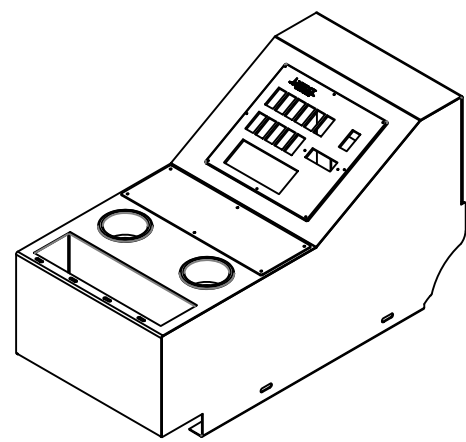
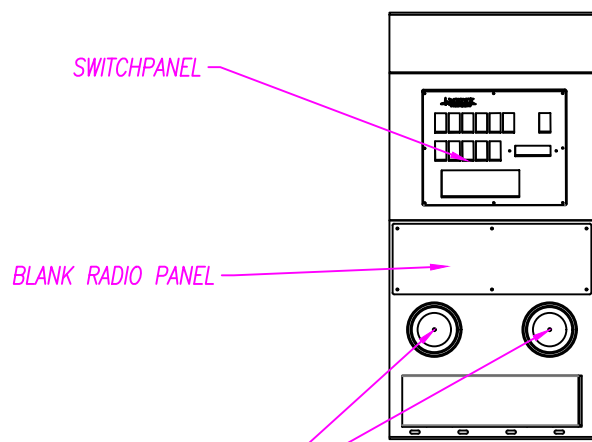
Date:

Customer: DEMO

23-91347

Sheet

J



FORD E-350 138" W.B.
146" RP90-ES TYPE III

FRONT CONSOLE

DESCRIPTION:		
DRAWN BY:	DATE CREATED:	SCALE:
I. STANSBURY	4/19/2024	1/2"=1'
REVISED BY:	DATE REVISED:	REVISION:

Note: Drawings are for reference only, measurements may vary from actual product.



MEDIX
SPECIALTY VEHICLES, INC.

3008 MOBILE DRIVE
ELKHART, IN 46514
PH: 574-266-0911
FAX: 574-266-6669

"LET US SHOW YOU THE MEDIX DIFFERENCE"
WWW.MEDIXAMBULANCE.COM